



water technology



# Blue Box Series Lifting Stations



250 litre polyethylene tank 600mm high x 900mm long x 500mm wide.  
Features a Coupling foot with 2" vertical outlet and built in air bleed, 2" ball type non return valve, 2" galvanised outlet pipework and gaskets  
Installation accessories include:

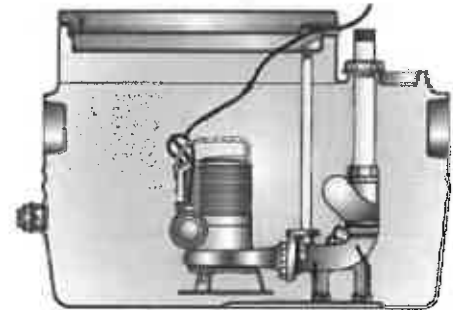
- Gas tight o-ring sealing the lid
- Patented rubber cable clamps for mounting cables and preventing odour seepage
- Ideal for free standing installation for the DGBLUE single phase automatic vortex pumps, guide rail mounted GR Blue single phase automatic grinder pumps, or any single phase automatic pump with up to a 2" vertical outlet

Model / Part No	Description
ZEN-BLUEBOX250GR	250L Automatic Collecting Station for Domestic and Industrial Sewage. Coupling foot with 2" vertical outlet and built in air bleed. 2" ball type non return valve. 2" galvanised outlet pipework and gaskets. Installation accessories
ZEN-BLUEBOX250GRBLUE100M	ZEN-BLUEBOX250GR with ZEN-GRBLUEP100/2/G40HMG fitted. 2" outlet
ZEN-BLUEBOX250GRBLUE150M	ZEN-BLUEBOX250GR with ZEN-GRBLUEP150/2/G40HMG fitted. 2" outlet
ZEN-BLUEBOX250GRBLUE200M	ZEN-BLUEBOX250GR with ZEN-GRBLUEP200/2/G40HMG fitted. 2" outlet

400 litre polyethylene tank 600mm high x 900mm long x 1000mm wide.  
Features 2 x Coupling feet with 2" vertical outlet and built in air bleed, 2 x 2" ball type non return valve, 2 x 2" galvanised outlet pipework and gaskets  
Installation accessories include:

- Gas tight o-ring sealing the lid
- Patented rubber cable clamps for mounting cables and preventing odour seepage
- Ideal for guide rail mounted GR Blue single phase automatic grinder pumps

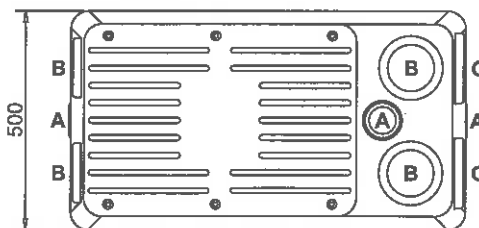
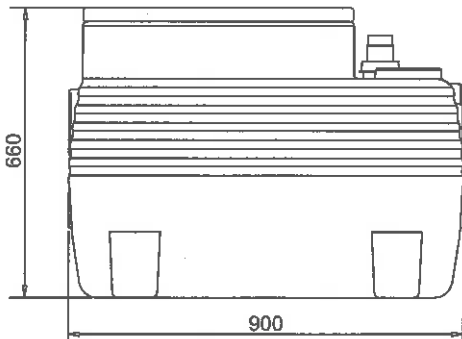
Model / Part No	Description
ZEN-BLUEBOX400GR	400 Litre Automatic Collecting Station for Domestic and Industrial Sewage. Coupling foot with 2" vertical outlet and built in air bleed. 2" ball type non return valve. 2" galvanised outlet pipework and gaskets. Installation accessories



Blue Box featuring guide rails with built in air bleed, ball type non return valve & Zenit GR Blue Grinder Pump



## Dimensions



A Ø 2"  
B Ø 110 mm  
C Ø 125 mm